

Mod. **ARS11**

BN20ET11FBLK



MAIN FEATURES

- Monobody construction with internal and external finish in Stainless Steel AISI 304 (Scotch-Brite satin)
- New body with increased dimensions for a better load
- Inside rounded corners for easy cleaning
- Increased inside net height to introduce 24 trays with 60 mm. pitch
- External back and bottom in AISI 304 stainless steel
- High-density polyurethane's insulation (aprox. 42 kg/m3), without HCFC
- 85 mm insulation thickness
- Engine compartment sides foamed for better soundproofing and greater strength
- Front opening panel to facilitate periodic maintenance (condenser cleaning)
- Ergonomic handle across entire height of door and magnetic seals on all 4 sides of the door.
- Self-closing doors with 100° opening lock

INTERNAL SETUP:

- Uprights and 'L' guides in stainless steel, interlock fitted to facilitate cleaning

COOLING SYSTEM:

- System mounted on a single block structure with steps, which enables optimal use of internal space
- High-ventilation evaporator to ensure the highest efficiency of the cooling system
- Compressor and condenser that can be removed from above for simple and easy maintenance or replacement
- Ecological refrigerant R290 for chiller and freezer condensing units
- Indirect ventilation thanks to the full height channeling system for optimal air circulation and uniform temperature distribution
- Hot gas defrost and defrost water evaporation system without adding energy WDS (Water dissipation system)

CONTROLS AND SAFETY DEVICES:

- Control able to adjust the internal humidity of the Coldroom from a minimum to a maximum
- Control equipped with Coldroom probe and evaporator probe
- Compressor with automatic reset thermal protector against overheating
- Evaporator fan stops automatically when door is opened
- Door lock and key
- Alarm signalling: AH/AL (high/low temperature)


VERSIONS / ACCESSORIES (OPTIONALS):

- Water cooled unit
- Remote condensing unit
- Two half-doors
- Door reversing kit Right to Left

Mod. **ARS11**

BN20ET11FBLK

Revolving castors



Mod. **ARS11**

BN20ET11FBLK

MODELLO:		ARS11
NET WIDTH	mm	790
NET DEPTH	mm	730
90° OPENING DOOR DEPTH	mm	1480
NET HEIGHT	mm	2110
NET WEIGHT	Kg	132
GROSS WIDTH	mm	845
GROSS DEPTH	mm	815
HEIGHT GROSS	mm	2200
GROSS WEIGHT	Kg	161
NET HEIGHT DOOR	mm	1510
DOOR OPENING WIDTH	mm	620
INNER DEPTH	mm	540
INSULATION THICKNESS	mm	85
N° OF COMPARTMENTS	n°	1
N° OF DOORS	n°	1
INTERNAL SETUP		20 "L" couple slide
POWER SUPPLY		230/1/50
CAPACITY	Lt	422
NUMBER OF LOAD POSITIONS	n°	24 (21)
PITCH	mm	60 (70)
LOADING CAPACITY n° TRAYS EN	n°	24
REFRIGERANT	gas	R290
CONSUMO (UNI EN 16825)	kWh/24h	1.7
NOMINAL CURRENT	A	1.65
ABSORBED ELECTRICAL POWER	W	375
COOLING POWER	W	555
QUANTITY CHARGE GAS	g	89
CLIMATE CLASS		5
ENERGY CLASS		C
TEMPERATURE	°C	-3/+10
Shelf size		600x400

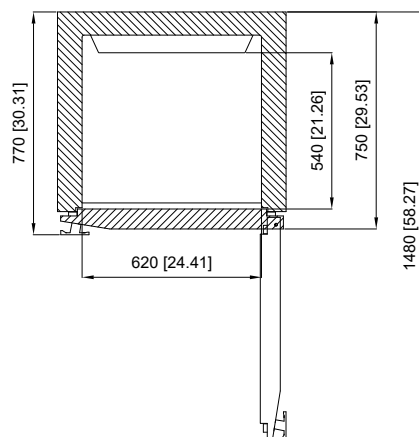
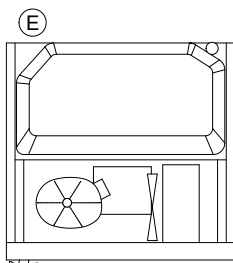
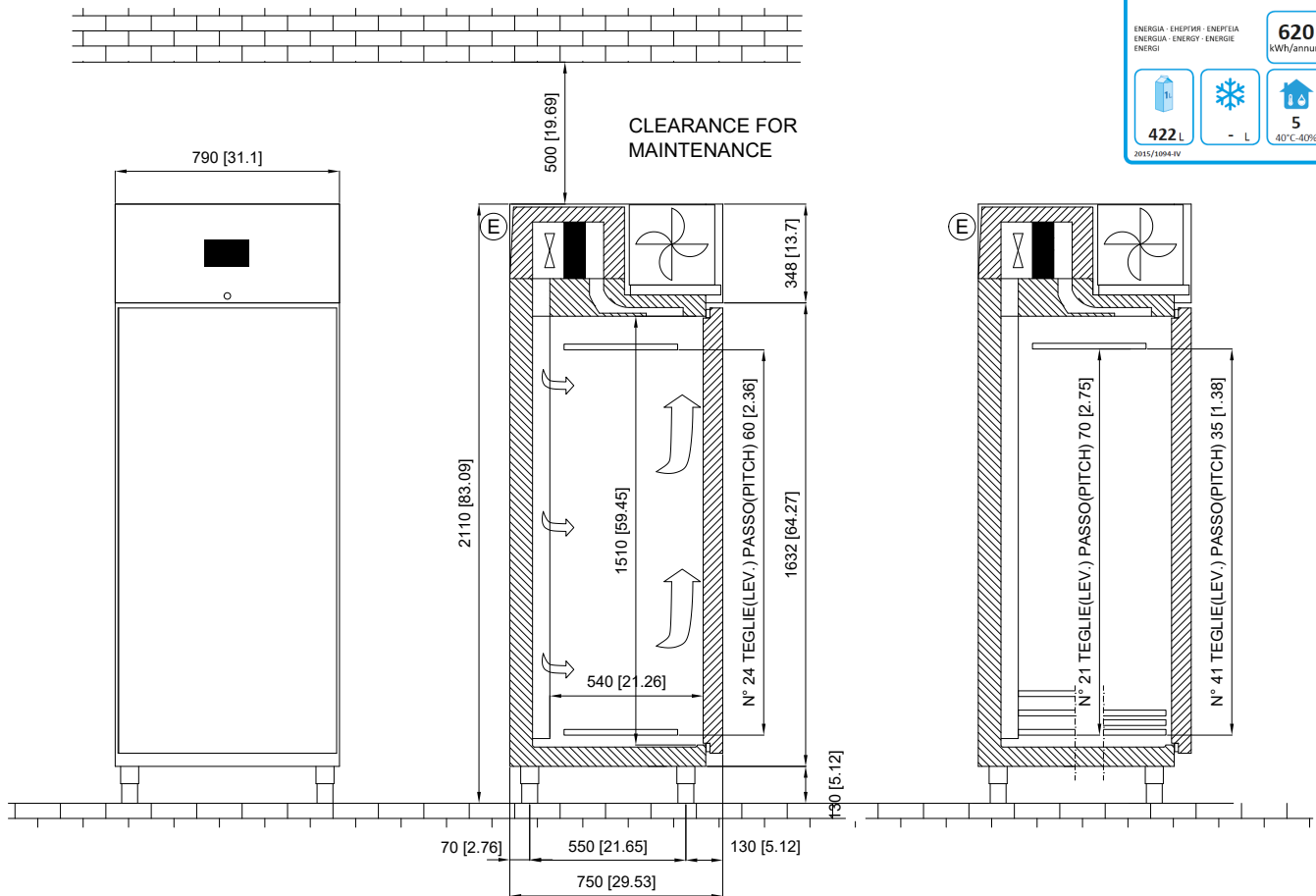
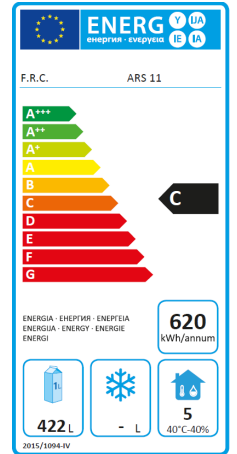
(*) NT - Evap. Temperature -10°C / Cond. Temperature +45°C

(*) BT - Evap. temperature -25°C / Cond. temperature +45°C

PASTRY CHILLER CABINET

Mod. **ARS11**

BN20ET11FBLK



- ⓐ INGRESSO REFRIGERANTE \varnothing 6
REFRIGERANT INLET \varnothing 6
- ⓑ USCITA REFRIGERANTE \varnothing 10
REFRIGERANT OUTLET \varnothing 10
- ⓔ CONNESSIONE ELETTRICA
ELECTRICAL CONNECTION
- Ⓦ CONNESSIONE SCARICO
DRAIN CONNECTION
- ⓗ1 CONNESSIONE INGRESSO H2O 1/2"
INLET WATER CONNECTION 1/2"
- ⓗ2 CONNESSIONE USCITA H2O 1/2"
EXHAUST WATER CONNECTION 1/2"

DIMENSIONI mm
DIMENSIONS [in]